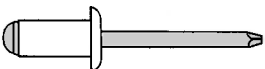

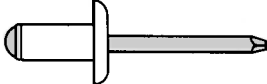
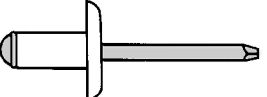


REMACHES DE ALTA CALIDAD

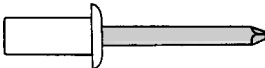



CARACTERÍSTICAS DE LOS REMACHES

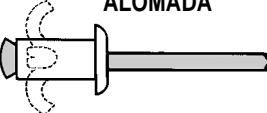
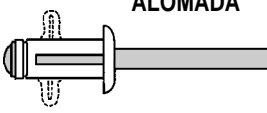
REMACHE ESTANDAR DIN 7337

<p>TT CABEZA ALOMADA</p> 	<p>TS CABEZA AVELLANADA</p> 	<p>TL CABEZA ANCHA</p> 	<p>TXL CABEZA EXTRA ANCHA</p> 
--	---	---	---

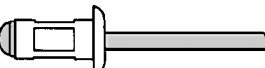

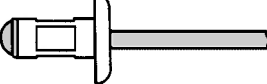
REMACHE ESTANCO

<p>TST TT CABEZA ALOMADA</p> 	<p>TST TS CABEZA AVELLANADA</p> 
---	--

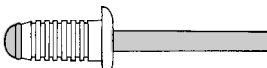
REMACHE PARA PLÁSTICOS

<p>FA TT CABEZA ALOMADA</p> 	<p>SOF TT CABEZA ALOMADA</p> 
---	---

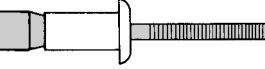
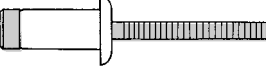
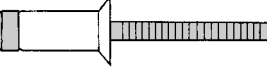
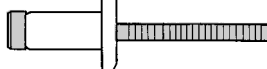
REMACHE MULTIFIJACIÓN

<p>MX TT CABEZA ALOMADA</p> 	<p>MX TS CABEZA AVELLANADA</p> 	<p>MX TL CABEZA ANCHA MX TLX EXTRA ANCHA</p> 
--	---	---

REM. LAMINADOS

<p>RUL TT CABEZA ALOMADA</p> 

REMACHE ESTRUCTURAS

<p>MFX TT CABEZA ALOMADA</p> 	<p>MBX TT CABEZA ALOMADA</p> 	<p>MBX TS CABEZA AVELLANADA</p> 	<p>MBX TL CABEZA ANCHA</p> 
---	---	---	---

ÍNDICE DE REMACHES

PAG.	TIPO	MATERIALES		CABEZA	DIAMETRO de a	NORMA
		CABEZA	VASTAGO			
3/4	AL TT	aluminio Mg 3,5	acero zincado	Alomada	2,4 - 6,4	DIN 7337
5	AL TS	aluminio Mg 3,5	acero zincado	Avellanada	2,4- 4,8	DIN 7337
6	AL TL	aluminio Mg 3,5	acero zincado	Ancha	3,2 - 4,8	DIN 7337
	AL TXL	aluminio Mg 3,5	acero zincado	Extra Ancha	4,0 - 4,8	DIN 7337
7	ALAL TT	aluminio Mg 2,5	aluminio	Alomada	3,2 - 4,8	DIN 7337
8	FA TT	aluminio Mg 3	acero zincado	Alomada	3,2 - 4,8	mat. plástico
	AL SOF TT	aluminio Mg 3	aluminio Mg 3	Alomada	4,0 - 4,8	mat. plástico
9	AL RUL TT	aluminio Mg 2,5	acero zincado	Alomada	3,2 - 4,8	laminados
10	AOZ TT	acero zincado	acero zincado	Alomada	3,0 - 6,4	DIN 7337
11	AOZ TS	acero zincado	acero zincado	Avellanada	3,0 - 4,8	DIN 7337
12	ALX TT	aluminio	ace. inox 321	Alomada	3,0 - 4,8	DIN 7337
13	TUX TT	aleación cu - níquel	ace. inox 321	Alomada	3,2 - 4,8	DIN 7337
14	IX A2 TT	ace. inox 306	ace. inox 321	Alomada	3,0 - 6,4	DIN 7337
	IX A2 TS	ace. inox 306	ace. inox 321	Avellanada	3,2 - 4,8	DIN 7337
15	IX A2 TL	ace. inox 306	ace. inox 321	Ancha	3,2 - 4,8	-
	IX A2 TXL	ace. inox 306	ace. inox 321	Extra Ancha	4,8	-
16	IX A4 TT	ace. inox	ace. inox	Alomada	3,0 - 4,8	-
17	CU TT	cobre	acero zincado	Alomada	3,0 - 4,8	DIN 7337
18	TST AL TT	aluminio Mg 5	acero	Alomada	3,2 - 6,4	estanco
	TST AL TS	aluminio Mg 5	acero	Avellanada	3,2 - 4,8	estanco
19	TST ALX TT	aluminio Mg 5	ace. inox 321	Alomada	3,2 - 6,4	estanco
	TST AOZ TT	acero zincado	acero zincado	Alomada	3,2 - 4,8	estanco
20	TST IX TT	acero inox 304	ace. inox 420	Alomada	3,2 - 6,4	estanco
	TST CU TT	cobre	ace. / acc. inox	Alomada	3,2 - 4,8	estanco
21	MX AL TT	aluminio Mg 2,5	acero zincado	Alomada	3,2 - 4,8	Multifijación
	MX AL TS	aluminio Mg 2,5	acero zincado	Avellanada	3,2 - 4,8	Multifijación
22	MX AL TL	aluminio Mg 2,5	acero zinc. / inox	Ancha	3,2 - 4,8	Multifijación
	MX AL TXL	aluminio Mg 2,5	acero zinc. / inox	Extra Ancha	4,8	Multifijación
	MX AOZ TT	acero zincado	acero zincado	Alomada	3,2 - 4,8	Multifijación
23	MX IX TT	acero inox 304	ace. inox 304	Alomada	4,0 - 4,8	Multifijación Estructuras
	MX ALX TT	aluminio Mg 2,5	ace.inox 302/304	Alomada	3,2 - 4,8	Multifijación Estructuras
24	MBX TT	acero carbono zinc.	acero carbono zinc.	Alomada	4,8 - 6,4	Estructuras
25	MBX TT	acero zincado	acero zincado	Alomada	4,8 - 6,4	Estructuras
	MBX TL	acero zincado	acero zincado	Ancha	4,8	Estructuras
26	MBX TS	acero zincado	acero zincado	Avellanada	6,4	Estructuras

DIN 7337

REMACHE ESTANDAR

AL-TT

CABEZA ALOMADA

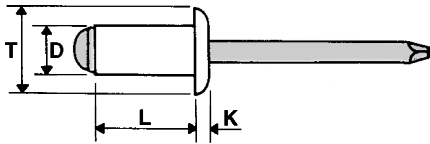
Materiales

cabeza

aluminio Mg 3,5

vastago

acero zincado






D	L	T	K	∅ dia.		CÓDIGO		
2,4	4	5	0,7	2,5	0,5 - 2	AL2404TT AL2405TT AL2406TT AL2408TT AL2410TT AL2412TT	800 N	500 N
	5				0,5 - 2,5			
	6				2,5 - 4			
	8				4 - 6			
	10				6 - 8			
	12				8 - 10			
3,0	4	6	0,8	3,1	0,5 - 1,5	AL3004TT AL3005TT AL3006TT AL3007TT AL3008TT AL3009TT AL3010TT AL3011TT AL3012TT AL3014TT AL3016TT AL3018TT AL3020TT	900 N	550 N
	5				0,5 - 2			
	6				1 - 3			
	7				2 - 4			
	8				3 - 5			
	9				4 - 6			
	10				5 - 7			
	11				6 - 8			
	12				7 - 9			
	14				9 - 11			
	16				11 - 13			
	18				13 - 15			
20	15 - 17							
3,2	4	6,5	0,8	3,3	0,5 - 1,5	AL3204TT AL3205TT AL3206TT AL3207TT AL3208TT AL3209TT AL3210TT AL3211TT AL3212TT AL3214TT AL3216TT AL3218TT AL3220TT AL3225TT	1100 N	800 N
	5				0,5 - 2			
	6				1 - 3			
	7				2 - 4			
	8				3 - 5			
	9				4 - 6			
	10				5 - 7			
	11				6 - 8			
	12				7 - 9			
	14				9 - 11			
	16				11 - 13			
	18				13 - 15			
	20				14 - 17			
	25				17 - 22			
3,4 *	5	7	0,8	3,5	0,5 - 2	AL3405TT AL3406TT AL3407TT AL3409TT AL3411TT AL3412TT AL3414TT AL3416TT AL3418TT	1200 N	800 N
	6				1 - 3			
	7				2 - 4			
	9				4 - 6			
	11				6 - 8			
	12				7 - 9			
	14				9 - 11			
	18				11 - 13 13 - 15			
4,0	5	8	1,0	4,1	0,5 - 1,5	AL4005TT AL4006TT AL4007TT AL4008TT AL4009TT AL4010TT AL4011TT AL4012TT AL4014TT AL4016TT AL4018TT AL4020TT AL4022TT AL4024TT AL4026TT AL4028TT AL4030TT AL4035TT	2050 N	1300 N
	6				1 - 2,5			
	7				2 - 3,5			
	8				3 - 4,5			
	9				4 - 5,5			
	10				5 - 6,5			
	11				6 - 7,5			
	12				7 - 8,5			
	14				8 - 10,5			
	16				10 - 12,5			
	18				12 - 14,5			
	20				14 - 16,5			
	22				16 - 18,5			
	24				18 - 20,5			
	26				20 - 22,5			
	28				22 - 24,5			
	30				24 - 26,5			
	35				27 - 31,5			

*No entran en las normas DIN 7337

DIN 7337

REMACHE ESTANDAR

D	L	T	K	∅ dia.		CÓDIGO		
4,8	6	10	1,1	5,0	0,5 - 2	AL4806TT	2800	2050
	7				1,5 - 3	AL4807TT		
	8				2,5 - 4	AL4808TT		
	9				3,5 - 5	AL4809TT		
	10				4,5 - 6	AL4810TT		
	11				5,5 - 7	AL4811TT		
	12				6,5 - 8	AL4812TT		
	14				7,5 - 10	AL4814TT		
	16				9,5 - 12	AL4816TT		
	18				11,5 - 14	AL4818TT		
	20				13,5 - 16	AL4820TT		
	22				15,5 - 18	AL4822TT		
	24				17,5 - 20	AL4824TT		
	26				19,5 - 22	AL4826TT		
	28				21,5 - 24	AL4828TT		
	30				23,5 - 26	AL4830TT		
	35				25,5 - 28	AL4835TT		
	40				30,5 - 36	AL4840TT		
	45				35,5 - 40	AL4845TT		
	50				39,5 - 45	AL4850TT		
55	45 - 50	AL4855TT						
60	50 - 55	AL4860TT						
65	55 - 60	AL4865TT						
70	60 - 65	AL4870TT						
6,0	8	12	1,5	6,1	2 - 4	AL6008TT	4350	3200
	10				2,5 - 5	AL6010TT		
	12				4,5 - 7	AL6012TT		
	14				5,5 - 9	AL6014TT		
	16				6,5 - 10	AL6016TT		
	18				9,5 - 13	AL6018TT		
	20				11 - 14	AL6020TT		
	22				12,5 - 17	AL6022TT		
	26				16,5 - 21	AL6026TT		
	30				20,5 - 25	AL6030TT		
	35				24,5 - 30	AL6035TT		
	40				29,5 - 35	AL6040TT		
6,4	10	13	1,8	6,6	2,5 - 5	AL6410TT	5100	3250
	12				4,5 - 7	AL6412TT		
	16				6,5 - 10	AL6416TT		
	18				9,5 - 13	AL6418TT		
	22				12,5 - 17	AL6422TT		
	26				16,5-21	AL6426TT		
	30				20,5 - 25	AL6430TT		
	35				24,5 - 30	AL6435TT		
40	29,5 - 35	AL6440TT						

AL - TT

CABEZA ALOMADA

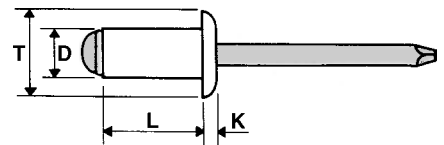
Materiales

cabeza

aluminio Mg 3,5

vastago

acero zincado



DIN 7337

REMACHE ESTANDAR

AL-TS

CABEZA AVELLANADA

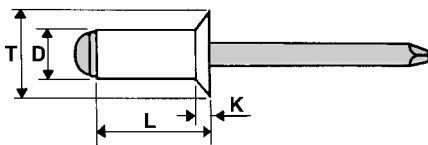
Materiales:

cabeza

aluminio Mg 3,5

vástago







acero zincado



D	L	T	K	∅ dia.		CÓDIGO		
2,4	6	5	-	2,5	2 - 4	AL2406TS AL2408TS AL2410TS	900 N	500 N
	8				4 - 6			
	10				6 - 8			
3,0	6	6	-	3,1	1,5 - 3,5	AL3006TS AL3007TS AL3009TS AL3011TS AL3012TS AL3014TS	900 N	550 N
	7				2 - 4			
	9				4 - 6			
	11				6 - 8			
	12				7 - 9			
	14				9 - 12			
3,2	6	6,5	-	3,3	1,5 - 3,5	AL3206TS AL3207TS AL3209TS AL3211TS AL3214TS AL3216TS	1100 N	800 N
	7				2 - 4			
	9				4 - 6			
	11				6 - 8			
	14				8 - 11			
	16				10,5 - 13			
	4,0				6			
7		2,5 - 4						
9		3,5 - 6						
11		5,5 - 8						
12		7,5 - 9						
14		8,5 - 11						
16		10,5 - 13						
18		12,5 - 15						
20		14,5 - 17						
4,8		7	10	-	5	2,5 - 4	AL4807TS AL4809TS AL4811TS AL4812TS AL4814TS AL4816TS AL4818TS AL4820TS AL4826TS AL4830TS AL4835TS	2800 N
	9	3,5 - 5						
	11	4,5 - 7						
	12	6,5 - 8						
	14	7,5 - 10						
	16	9,5 - 12						
	18	11,5 - 14						
	20	13,5 - 16						
	26	19,5 - 22						
	30	23,5 - 26						
	35	25 - 30						

DIN 7337

RENACHE ESTANDAR

D	L	T	K	∅ dia.		CÓDIGO		
3,2	6	10	2	3,3		1 - 3,5	1100 N	800 N
	8					AL3206TL		
	10					AL3208TL		
	12					AL3210TL		
	14					AL3212TL		
	16					AL3214TL		
4,0	6	10	2,5	4,1		0,5 - 3	2050 N	1300 N
	8					AL4006TL		
	10					AL4008TL		
	12					AL4010TL		
	14					AL4012TL		
	16					AL4014TL		
	20					AL4016TL		
	20					AL4020TL		
4,8	8	14	2,5	5,0		2,5 - 4	2800 N	2050 N
	10					AL4808TL		
	12					AL4810TL		
	14					AL4812TL		
	16					AL4814TL		
	18					AL4816TL		
	20					AL4818TL		
	24					AL4820TL		
	26					AL4824TL		
	30					AL4826TL		
	35					AL4830TL		
	40					AL4835TL		
	40					AL4840TL		

AL-TL

CABEZA ANCHA

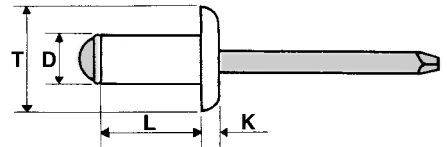
Materiales:



cabeza

aluminio Mg 3,5

vastago

acero zincado



4,0	8	12	2	4,1		3 - 4,5	2050 N	1300 N
	10					AL4008TXL		
	12					AL4010TXL		
	14					AL4012TXL		
	16					AL4014TXL		
	20					AL4016TXL		
4,8	10	16	2,5	5,0		4,5 - 6	2800 N	2050 N
	12					AL4810TXL		
	14					AL4812TXL		
	16					AL4814TXL		
	18					AL4816TXL		
	20					AL4818TXL		
	24					AL4820TXL		
	26					AL4824TXL		
	30					AL4826TXL		
	35					AL4830TXL		
	40					AL4835TXL		
	40					AL4840TXL		

AL-TXL

CABEZA EXTRA ANCHA

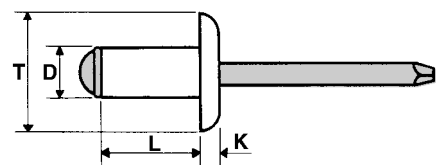
Materiales:

cabeza

aluminio Mg 3,5

vastago

acero zincado



DIN 7337

REMACHE ESTANDAR

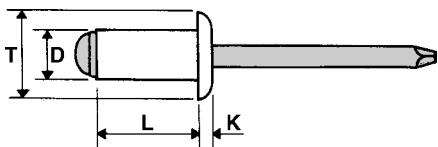
ALAL-TT

CABEZA ALOMADA

Materiales:

cabeza
aluminio

vastago
aluminio



D	L	T	K	∅ dia.		CÓDIGO										
3,2	6	6,5	0,8	3,3		ALAL3206TT ALAL3208TT ALAL3210TT ALAL3212TT ALAL3214TT ALAL3216TT	670 N	540 N								
	8															
	10															
	12															
	14															
	16															
4,0	6	8	1,0	4,1		ALAL4006TT ALAL4008TT ALAL4010TT ALAL4012TT ALAL4014TT ALAL4016TT ALAL4018TT ALAL4020TT	1020 N	850 N								
	8															
	10															
	12															
	14															
	16															
	18															
	20															
	4,8								8	9,5	1,1	5,0		ALAL4808TT ALAL4810TT ALAL4812TT ALAL4814TT ALAL4816TT ALAL4818TT ALAL4820TT ALAL4825TT ALAL4830TT	1400 N	1150 N
									10							
12																
14																
16																
18																
20																
25																
30																

REMACHES PARA MATERIALES PLÁSTICOS

D	L	T	K	∅ dia.		CÓDIGO		
3,2	8	6	0,8	3,5		FA3208TT	700 N	765 N
	10					FA3210TT		
	12					FA3212TT		
4,0	10	8	1,2	4,3		FA4010TT	1150 N	1260 N
	12					FA4012TT		
	16					FA4016TT		
	20					FA4020TT		
	24					FA4024TT		
	24					FA4024TT		
	30					FA4030TT		
4,8	10	10	1,3	5,2		FA4810TT	2400 N	2200 N
	12					FA4812TT		
	14					FA4814TT		
	16					FA4816TT		
	20					FA4820TT		
	24					FA4824TT		
	30					FA4830TT		
	35					FA4835TT		
	40					FA4840TT		
	45					FA4845TT		
	50					FA4850TT		
	37					FA4850TT		

FA-TT

CABEZA ALOMADA

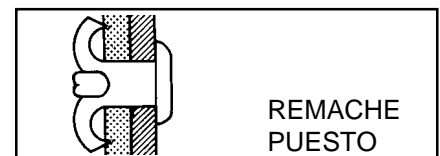
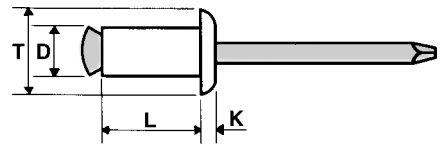
Materiales:

cabeza

aluminio Mg 3,5

vastago

acero zincado



4,0	13,6	8	1,4	4,3		ALSOF4014TT	800 N	500 N
	18,8					ALSOF4019TT		
4,8	15,3	9,6	1,6	5,1		ALSOF4815TT	1100 N	900 N
	20,5					ALSOF4821TT		
	24,5					ALSOF4825TT		
	24,5					ALSOF4825TT		

AL-SOF-TT

CABEZA ALOMADA

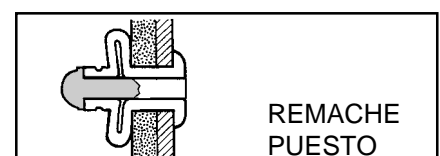
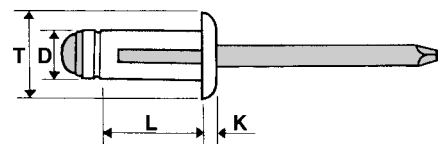
Materiales:

cabeza

aluminio Mg 3

vastago

aluminio Mg 3



REMACHE RANUNADO

AL-RUL-TT

CABEZA ALOMADA

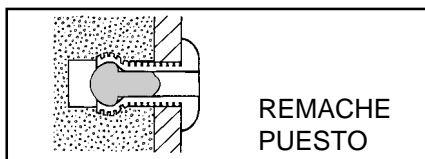
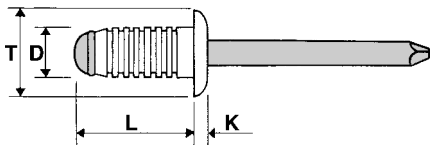
Materiales

cabeza

aluminio Mg 2,5

vastago




acero zincado



D	L	T	K	∅ dia.		CÓDIGO		
3,2	10 14	6	1,4	3,4	MAX 6 MAX10	ALRUL3210TT ALRUL3214TT	930 N	525 N
4,0	8 10 12 16	8	1,7	4,3	MAX 4 MAX 6 MAX 8 MAX 12	ALRUL4008TT ALRUL4010TT ALRUL4012TT ALRUL4016TT	1410 N	885 N
4,8	8 10 11 12 14 16 18 20 25 30	9,5	2,0	5,1	MAX 4 MAX 6 MAX 7 MAX 8 MAX 10 MAX 12 MAX 14 MAX 16 MAX 21 MAX26	ALRUL4808TT ALRUL4810TT ALRUL4811TT ALRUL4812TT ALRUL4814TT ALRUL4816TT ALRUL4818TT ALRUL4820TT ALRUL4825TT ALRUL4830TT	1575 N	1185 N

DIN 7337

REMACHE ESTANDAR

D	L	T	K	∅ dia.		CÓDIGO		
3,0	5	6	0,8	3,1	0,5 - 1,5	AOZ3005TT	1300 N	950 N
	6				0,5 - 3	AOZ3006TT		
	7				3 - 4	AOZ3007TT		
	8				4 - 5	AOZ3008TT		
	9				5 - 6	AOZ3009TT		
	10				6 - 7	AOZ3010TT		
	11				7 - 8	AOZ3011TT		
	12				8 - 9	AOZ3012TT		
	14				9 - 11	AOZ3014TT		
3,2	6	6,5	0,8	3,3	0,5 - 3	AOZ3206TT	1500 N	1000 N
	7				3 - 4	AOZ3207TT		
	8				4 - 5	AOZ3208TT		
	9				5 - 6	AOZ3209TT		
	10				6 - 7	AOZ3210TT		
	11				7 - 8	AOZ3211TT		
	12				8 - 9	AOZ3212TT		
	14				9 - 11	AOZ3214TT		
	16				11 - 13	AOZ3216TT		
4,0	6	8	1,0	4,1	0,5 - 2,5	AOZ4006TT	2350 N	1800 N
	7				2 - 3,5	AOZ4007TT		
	8				3 - 4,5	AOZ4008TT		
	9				4 - 5,5	AOZ4009TT		
	10				5 - 6,5	AOZ4010TT		
	11				6 - 7,5	AOZ4011TT		
	12				7 - 8,5	AOZ4012TT		
	14				8 - 10,5	AOZ4014TT		
	16				10 - 12,5	AOZ4016TT		
	18				12 - 14,5	AOZ4018TT		
	20				14 - 16,5	AOZ4020TT		
	24				16 - 20,5	AOZ4024TT		
	30				20 - 26,5	AOZ4030TT		
4,8	6	9	1,1	5	0,5 - 2	AOZ4806TT	3900 N	3050 N
	7				1,5 - 3	AOZ4807TT		
	8				2,5 - 4	AOZ4808TT		
	9				3,5 - 5	AOZ4809TT		
	10				4,5 - 6	AOZ4810TT		
	11				5,5 - 7	AOZ4811TT		
	12				6,5 - 8	AOZ4812TT		
	14				7,5 - 10	AOZ4814TT		
	16				9,5 - 12	AOZ4816TT		
	18				11,5 - 14	AOZ4818TT		
	20				13,5 - 16	AOZ4820TT		
	24				15,5 - 20	AOZ4824TT		
	26				17,5 - 22	AOZ4826TT		
	30				19,5 - 26	AOZ4830TT		
	6,0				12	12		
15		6,5 - 10	AOZ6015TT					
18		9,5 - 13	AOZ6018TT					
22		12,5 - 17	AOZ6022TT					
26		16,5 - 21	AOZ6026TT					
30		20,5 - 25	AOZ6030TT					
6,4	12	12	1,8	6,6	3,5 - 7	AOZ6412TT	6800 N	5250 N
	15				6,5 - 10	AOZ6415TT		
	18				9,5 - 13	AOZ6418TT		
	22				12,5 - 17	AOZ6422TT		
	26				16,5 - 21	AOZ6426TT		
	30				20,5 - 25	AOZ6430TT		

AOZ-TT

CABEZA ALOMADA

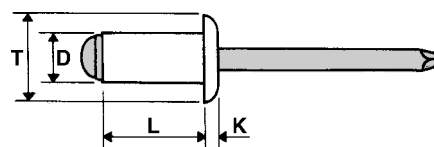
Materiales:

cabeza

acero zincado

vastago

acero zincado



DIN 7337

REMACHE ESTANDAR

AOZ-TS

CABEZA AVELLANADA

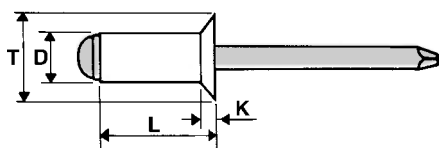
Materiales:

cabeza

acero zincado

vastago








acero zincado



D	L	T	K	∅ dia.		CÓDIGO		
3,0	6	6	-	3,1		AOZ3006TS AOZ3008TS AOZ3010TS AOZ3012TS	1125 N	950 N
	8							
	10							
	12							
3,2	6	6,5	-	3,3		AOZ3206TS AOZ3208TS AOZ3210TS AOZ3212TS AOZ3214TS	1500 N	1000 N
	8							
	10							
	12							
	14							
4,0	6	8	-	4,1		AOZ4006TS AOZ4008TS AOZ4010TS AOZ4012TS AOZ4014TS AOZ4016TS	2350 N	1800 N
	8							
	10							
	12							
	14							
	16							
4,8	8	10	-	5,0		AOZ4808TS AOZ4810TS AOZ4812TS AOZ4814TS AOZ4816TS AOZ4820TS AOZ4822TS	3900 N	3050 N
	10							
	12							
	14							
	16							
	20							
	22							

DIN 7337

REMACHE ESTANDAR

D	L	T	K	∅ dia.		CÓDIGO		
3,0	6	6	0,8	3,1		1 - 3	950	750
	8					3 - 5		
	10					5 - 7		
	12					7 - 9		
	14					9 - 11		
3,2	6	6,5	0,8	3,3		1 - 3	1200	750
	8					3 - 5		
	10					5 - 7		
	12					7 - 9		
4,0	6	8	1,0	4,1		1 - 2,5	2150	1300
	8					3 - 4,5		
	10					5 - 6,5		
	12					7 - 8,5		
	14					8 - 10,5		
	16					10 - 12,5		
	20					14 - 16,5		
4,8	6	10	1,1	5,0		0,5 - 2	2500	2100
	8					2,5 - 4		
	10					4,5 - 6		
	12					6,5 - 8		
	14					7,5 - 10		
	16					9,5 - 12		
	18					11,5 - 14		
	20					13,5 - 16		
	26					19,5 - 22		
	30					23,5 - 26		

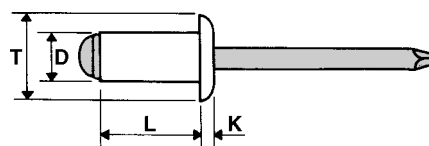
ALX-TT

CABEZA ALOMADA

Materiali:

cabeza
aluminio

vastago
acero inox 321



DIN 7337

REMACHE ESTANDAR

TUX-TT

CABEZA ALOMADA

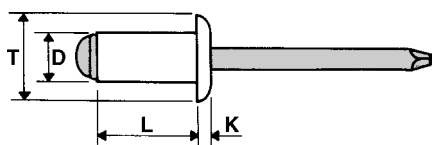
Materiales:

cabeza

aleación cobre níquel

vastago

acero inox 321



D	L	T	K	Ø dia.		CÓDIGO		
3,2	6	6,5	0,8	3,3		TUX3206TT	1050 N	950 N
	7					TUX3207TT		
	9					TUX3209TT		
	11					TUX3211TT		
	12					TUX3212TT		
4,0	7	8	1,0	4,1		TUX4007TT	3200 N	2400 N
	9					TUX4009TT		
	11					TUX4011TT		
	12					TUX4012TT		
	14					TUX4014TT		
	16					TUX4016TT		
	18					TUX4018TT		
4,8	7	9	1,1	5,0		TUX4807TT	5550 N	3500 N
	9					TUX4809TT		
	11					TUX4811TT		
	12					TUX4812TT		
	14					TUX4814TT		
	16					TUX4816TT		
	18					TUX4818TT		
	20					TUX4820TT		

DIN 7337

REMACHE ESTANDAR

D	L	T	K	∅ dia.		CÓDIGO									
3,0	6	6	0,8	3,1	1 - 3	IXA23006TT IXA23008TT IXA23010TT IXA23012TT IXA23015TT	2000 N	1600 N							
	8				3 - 5										
	10				5 - 7										
	12				7 - 9										
	15				9 - 12										
3,2	4	6,5	0,8	3,3	0,5 - 2	IXA23204TT IXA23206TT IXA23208TT IXA23210TT IXA23212TT IXA23215TT IXA23218TT	2650 N	2350 N							
	6				1 - 3										
	8				3 - 5										
	10				5 - 7										
	12				7 - 9										
	15				9 - 12										
	18				12 - 14										
4,0	6	8	1,0	4,1	1 - 2,5	IXA24006TT IXA24007TT IXA24008TT IXA24010TT IXA24012TT IXA24013TT IXA24016TT IXA24020TT	3600 N	3200 N							
	7				1 - 3,5										
	8				2 - 4,5										
	10				4 - 6,5										
	12				6,5 - 8										
	13				7 - 9,5										
	16				10 - 12,5										
	20				14 - 16,5										
	4,8				7				10	1,1	5,0	0,5 - 3	IXA24807TT IXA24810TT IXA24812TT IXA24814TT IXA24817TT IXA24820TT IXA24823TT IXA24825TT IXA24827TT IXA24830TT IXA24840TT	4150 N	3900 N
10		3,5 - 6													
12		6,5 - 8													
14		7,5 - 10													
17		10,5 - 13													
20		13,5 - 16													
23		16,5 - 19													
25		17 - 20													
27		18 - 22													
30		21 - 25													
40		25 - 35													
6,4		12	13	1,8	6,5	4 - 6	IXA26412TT IXA26415TT IXA26418TT IXA26420TT IXA26425TT	8850 N				6500 N			
		15				6 - 9									
	18	9 - 13													
	20	13 - 16													
	25	16 - 20													

IX-A2-TT

CABEZA ALOMADA

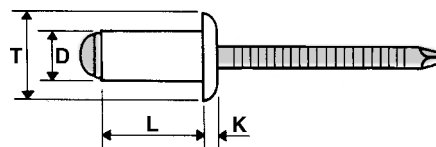
Materiales:

cabeza

acero inox 306

vastago

acero inox 321

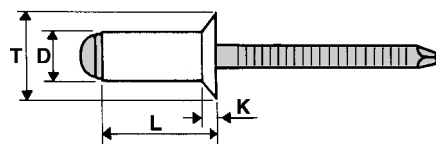


3,2	6	6	-	3,3	1 - 3	IXA23206TS IXA23208TS IXA23210TS IXA23212TS	2500 N	1800 N
	8				3 - 5			
	10				5 - 7			
	12				7 - 9			
4,0	6	7,5	-	4,1	1 - 2,5	IXA24006TS IXA24008TS IXA24010TS IXA24012TS IXA24015TS	3800 N	3100 N
	8				2,5 - 4,5			
	10				4,5 - 6,5			
	12				6,5 - 8,5			
	15				8,5 - 11			
4,8	8	9	-	5,0	1,5 - 4	IXA24808TS IXA24810TS IXA24812TS IXA24815TS IXA24818TS IXA24821TS IXA24825TS	6000 N	4500 N
	10				4 - 6			
	12				6 - 8			
	15				8 - 10			
	18				10 - 13			
	21				11 - 15			
	25				15 - 20			

IX-A2-TS

CABEZA AVELLANADA

Material: igual IX-A2-TT



REMACHE ESTANDAR

IX-A2-TL

CABEZA ANCHA

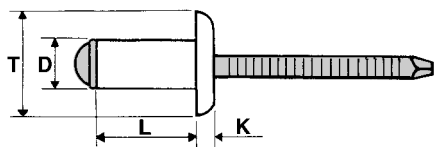
Materiales:

cabeza

acero inox 306

vastago

acero inox 321



D	L	T	K	Ø dia.		CÓDIGO		
3,2	6	9,5	1,3	3,3		IXA23206TL IXA23208TL IXA23210TL IXA23212TL IXA23214TL	2360 N	1875 N
	8							
	10							
	12							
	14							
4,0	6	12	1,6	4,1		IXA24006TL IXA24008TL IXA24010TL IXA24013TL IXA24016TL	3650 N	2895 N
	8							
	10							
	13							
	16							
4,8	8	14	1,6	5,0		IXA24808TL IXA24810TL IXA24812TL IXA24814TL IXA24816TL IXA24820TL IXA24825TL	5335 N	4230 N
	10							
	12							
	14							
	16							
	20							
	25							

IX-A2-TXL

CABEZA EXTRA ANCHA

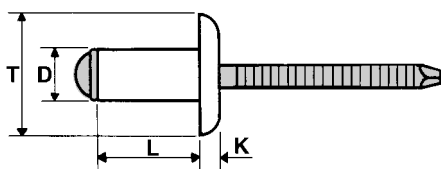
Materiales:

cabeza

acero inox 306




vastago

acero inox 321



4,8	10,5	16	1,7	5,0		IXA24810TXL IXA24813TXL IXA24817TXL IXA24820TXL IXA24823TXL	5335 N	4230 N
	13,5							
	17,2							
	20,5							
	23,5							
4,8	2,5 - 5	16	1,7	5,0		IXA24810TXL IXA24813TXL IXA24817TXL IXA24820TXL IXA24823TXL	5335 N	4230 N
	5 - 8,5							
	8,5 - 12							
	12 - 15,5							
	15,5 - 18,5							

REMACHE ESTANDAR

D	L	T	K	∅ dia.		CÓDIGO		
3,0	6	6,5	0,8	3,1	1 - 3	IXA43006TT	2000 N	1600 N
	8				3 - 5	IXA43008TT		
	10				5 - 7	IXA43010TT		
3,2	6	6,5	0,8	3,3	1 - 3	IXA43206TT	2500 N	1800 N
	8				3 - 5	IXA43208TT		
	10				5 - 7	IXA43210TT		
	12				7 - 9	IXA43212TT		
4,0	6	8,0	1,0	4,1	1 - 2,5	IXA44006TT	3800 N	3100 N
	8				2,5 - 4,5	IXA44008TT		
	10				4,5 - 6,5	IXA44010TT		
	13				6,5 - 9,5	IXA44013TT		
	16				9,5 - 12	IXA44016TT		
4,8	8	9,5	1,1	5,0	1,5 - 4	IXA44808TT	6000 N	4500 N
	10				4 - 6	IXA44810TT		
	12				6 - 8	IXA44812TT		
	14				8 - 9,5	IXA44814TT		
	16				9,5 - 11	IXA44816TT		
	18				11 - 13	IXA44818TT		

IX-A4-TT

CABEZA ALOMADA

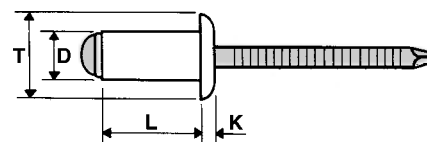
Materiales:

cabeza

acero inox

vastago

acero inox



DIN 7337

REMACHE ESTANDAR

CU-TT

CABEZA ALOMADA

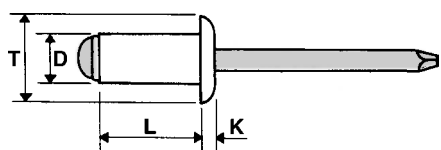
Materiales:

cabeza

cobre

vastago

acero zincado



D	L	T	K	∅ dia.		CÓDIGO								
3,0	5	6	0,8	3,1	0,5 - 2	CU3005TT	950 N	650 N						
	6				1 - 3	CU3006TT								
	7				2 - 4	CU3007TT								
	9				4 - 6	CU3009TT								
	11				6 - 8	CU3011TT								
	12				7 - 9	CU3012TT								
3,2	6	6,5	0,8	3,3	1 - 3	CU3206TT	950 N	650 N						
	7				2 - 4	CU3207TT								
	9				4 - 6	CU3209TT								
	11				6 - 8	CU3211TT								
	12				7 - 9	CU3212TT								
3,4 *	7	7	0,8	3,5	2 - 4	CU3407TT	1100 N	800 N						
	9				4 - 6	CU3409TT								
	11				6 - 8	CU3411TT								
	12				7 - 9	CU3412TT								
	14				9 - 11	CU3414TT								
	4,0				6	8			1,0	4,1	1 - 2	CU4006TT	1900 N	1300 N
7		2 - 3,5	CU4007TT											
9		4 - 5,5	CU4009TT											
11		6 - 7,5	CU4011TT											
12		7 - 8,5	CU4012TT											
14		8 - 10,5	CU4014TT											
16		10 - 12,5	CU4016TT											
4,8		8	9,5	1,1	5,0		1,5 - 3,5	CU4808TT			2000 N	1500 N		
		10					3,5 - 5,5	CU4810TT						
	12	5,5 - 7,5				CU4812TT								
	14	7,5 - 9,5				CU4814TT								
	16	9,5 - 11,5				CU4816TT								
	18	11,5 - 13,5				CU4818TT								
	20	13,5 - 15,5				CU4820TT								

*No entran en las normas DIN 7337

REMACHE ESTANCO

D	L	T	K	∅ dia.		CÓDIGO												
3,2	6	6	1,4	3,3		TSTAL3206TT TSTAL3207TT TSTAL3209TT TSTAL3211TT TSTAL3212TT		1400 N	1100 N									
	7,5																	
	9																	
	11																	
	12																	
4,0	8	8	1,7	4,1		TSTAL4008TT TSTAL4009TT TSTAL4011TT TSTAL4012TT TSTAL4015TT		2200 N	1640 N									
	9,5																	
	11																	
	12,5																	
	15																	
4,8	8	9,5	2,0	5,0		TSTAL4808TT TSTAL4810TT TSTAL4811TT TSTAL4813TT TSTAL4814TT TSTAL4818TT TSTAL4822TT TSTAL4825TT		3110 N	2260 N									
	10																	
	11,5																	
	13																	
	14,5																	
	18																	
	22																	
	25																	
	6,4									13	12,5	2,5	6,6		TSTAL6413TT TSTAL6416TT		4800 N	4000 N
										16								

3,2	7	6	-	3,3		TSTAL3207TS TSTAL3208TS TSTAL3210TS TSTAL3212TS TSTAL3213TS		1600 N	1110 N
	8,5								
	10								
	12								
	13								
4,0	9,5	8	-	4,1		TSTAL4009TS TSTAL4011TS TSTAL4012TS TSTAL4014TS		2220 N	1640 N
	11								
	12,5								
	14								
4,8	10	9,5	-	5,0		TSTAL4810TS TSTAL4812TS TSTAL4813TS TSTAL4815TS TSTAL4816TS TSTAL4820TS TSTAL4824TS		3110 N	2260 N
	12								
	13,5								
	15								
	16,5								
	20								
	24								

TST-AL-TT

CABEZA ALOMADA

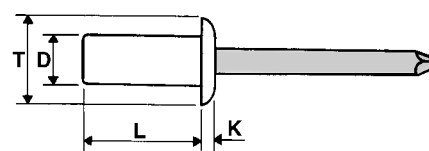
Materiales:

cabeza

aluminio Mg 5

vastago

acero



TST-AL-TS

CABEZA AVELLANADA

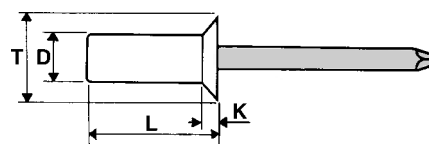
Materiales:

cabeza

aluminio Mg 5

vastago

acero



REMACHE ESTANCO

TST-ALX-TT

CABEZA ALOMADA

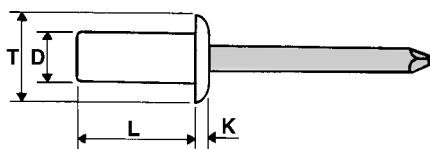
Materiales:

cabeza

aluminio Mg 5

vastago

acero inox 321



D	L	T	K	∅ dia.		CÓDIGO		
3,2	6	6	1,4	3,3		TSTALX3206TT TSTALX3207TT TSTALX3209TT TSTALX3211TT TSTALX3212TT	1400 N	1100 N
	7,5							
	9							
	11							
	12							
4,0	8	8	1,7	4,1		TSTALX4008TT TSTALX4009TT TSTALX4011TT TSTALX4012TT	2220 N	1640 N
	9,5							
	11							
	12,5							
4,8	8	9,5	2,0	5,0		TSTALX4808TT TSTALX4810TT TSTALX4811TT TSTALX4813TT TSTALX4814TT TSTALX4818TT TSTALX4822TT	3110 N	2260 N
	10							
	11,5							
	13							
	14,5							
	18							
	22							

TST-AOZ-TT

CABEZA ALOMADA

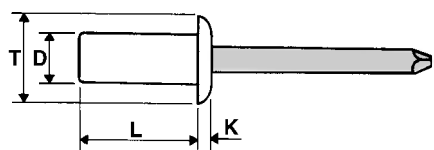
Materiales:

cabeza

acero zincado

vastago

acero zincado



3,2	6	6,5	1	3,3		TSTAOZ3206TT TSTAOZ3208TT TSTAOZ3209TT TSTAOZ3212TT	2220 N	1600 N
	8							
	9,5							
	12							
4,0	6	8	1,4	4,1		TSTAOZ4006TT TSTAOZ4008TT TSTAOZ4010TT TSTAOZ4012TT TSTAOZ4015TT	2500 N	2300 N
	8							
	10							
	12							
	15							
4,8	8	9,5	1,7	5,0		TSTAOZ4808TT TSTAOZ4809TT TSTAOZ4812TT TSTAOZ4816TT	3800 N	2900 N
	9,5							
	12							
	16							

REMACHE ESTANCO

D	L	T	K	∅ dia.		CÓDIGO		
3,2	6,5	6,5	0,9	3,3		1 - 1,6	2200 N	1900 N
	8					TSTIX3206TT		
	9,5					TSTIX3208TT		
	11					TSTIX3209TT		
	12,5					TSTIX3211TT		
4,0	6	8	1,3	4,1		0,5 - 1,5	4000 N	3500 N
	8,5					TSTIX4006TT		
	10,5					TSTIX4008TT		
	11,5					TSTIX4010TT		
	13					TSTIX4011TT		
	16					TSTIX4013TT		
4,8	8	9,5	1,6	5,0		1 - 3	4400 N	4100 N
	9					TSTIX4808TT		
	10,5					TSTIX4809TT		
	12					TSTIX4810TT		
	15					TSTIX4812TT		
	18,5					TSTIX4815TT		
	20					TSTIX4818TT		
	20					TSTIX4820TT		
6,4	14	12,5	-	6,5		3,5 - 6,5	8700 N	6800 N
	15,5					TSTIX6414TT		
	20					TSTIX6415TT		
						8 - 12,8		
						TSTIX6420TT		

TST-IX-TT

CABEZA ALOMADA

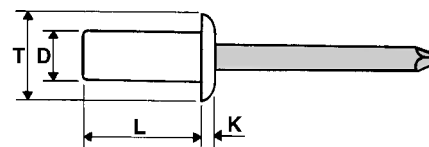
Materiales:

cabeza

acero inox 304

vastago

acero inox 420



3,2	6	6	1,4	3,3		1 - 1,6	1420 N	1020 N
	7,5					TSTCU3206TT		
	9					TSTCU3207TT		
	12					TSTCU3209TT		
4,0	8	8	1,7	4,1		0,5 - 3,5	2260 N	1550 N
	9,5					TSTCU4008TT		
	12,5					TSTCU4009TT		
4,8	8,5	9,5	2,0	5,0		2 - 3,2	3110 N	2130 N
	11,5					TSTCU4808TT		
						3,2 - 6,4		
						TSTCU4811TT		

TST-CU-TT

CABEZA ALOMADA

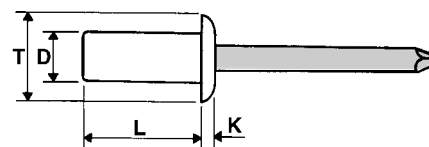
Materiales:

cabeza

cobre

vastago

acero - acero inox



REMACHE MULTIFIX

MX-AL-TT

CABEZA ALOMADA

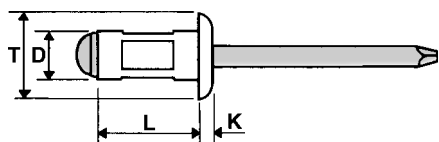
Materiales:

cabeza

aluminio Mg 2,5

vastago

acero zincado



D	L	T	K	∅ dia.		CÓDIGO		
3,0	6	6	1,4	3,1	1 - 4	MXAL3006TT MXAL3008TT MXAL3010TT MXAL3012TT	654 N	522 N
	8				1 - 5,5			
	10				2,5 - 7			
	12				4,5 - 9			
3,2	6	6,5	1,4	3,3	1 - 4	MXAL3206TT MXAL3208TT MXAL3209TT MXAL3211TT MXAL3214TT MXAL3216TT	1078 N	882 N
	8				1 - 5			
	9,5				2 - 6,5			
	11,5				4 - 8			
	14				6,5 - 11			
	16				8,5 - 13			
4,0	6	8	1,7	4,1	1 - 3,5	MXAL4006TT MXAL4008TT MXAL4010TT MXAL4013TT MXAL4017TT MXAL4018TT MXAL4020TT	1666 N	1225 N
	8				1 - 5			
	10				1,2 - 6,5			
	13				4 - 9,5			
	17				8 - 13,5			
	18				9,5 - 14,5			
	20				11,5 - 16,5			
	4,8				10			
11		1,3 - 6,5						
15		4,8 - 11						
17		5,5 - 12						
25		12,7 - 21						
27		17 - 23						
30		20 - 25						

MX-AL-TS

CABEZA AVELLANADA

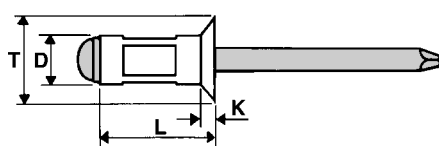
Materiales:

cabeza

aluminio Mg 2,5

vastago

acero zincado



3,2	8	6	-	3,3	1,5 - 5	MXAL3208TS MXAL3210TS MXAL3212TS MXAL3214TS MXAL3216TS	980 N	680 N
	10				2,5 - 7			
	12				4,5 - 9			
	14				6,5 - 11			
	16				8,5 - 13			
4,0	8	8	-	4,1	1,5 - 5	MXAL4008TS MXAL4010TS MXAL4012TS MXAL4014TS MXAL4016TS MXAL4018TS MXAL4020TS	1600 N	1150 N
	10				1,5 - 6,5			
	12				3 - 8,5			
	14				5 - 10,5			
	16				7 - 12,5			
	18				9 - 14,5			
	20				11 - 16,5			
4,8	10	9,5	-	5,0	1,5 - 6	MXAL4810TS MXAL4812TS MXAL4814TS MXAL4816TS MXAL4818TS MXAL4820TS MXAL4822TS MXAL4824TS MXAL4827TS MXAL4830TS	2350 N	1500 N
	12				2 - 8			
	14				4 - 10			
	16				6 - 12			
	18				8 - 14			
	20				10 - 16			
	22				12 - 18			
	24				14 - 20			
	27				17 - 23			
	30				20 - 25			

REMACHE MULTIFIX

D	L	T	K	∅ dia.		CÓDIGO		
3,2	8	9,5	2,0	3,3		1 - 5	980 N	680 N
	10					2,5 - 7		
	12					4,5 - 9		
	14					6,5 - 11		
	16					8,5 - 13		
4,0	8	12,0	2,5	4,1		1 - 5	1600 N	1150 N
	10					1,5 - 6,5		
	12					3,5 - 8,5		
	14					5,5 - 10,5		
	16					6 - 12,5		
	18					9,5 - 15,5		
	20					11,5 - 16,5		
4,8	10	14	2,5	5,0		1 - 6	2350 N	1500 N
	12					2 - 8		
	14					4 - 10		
	16					6 - 12		
	18					8 - 14		
	20					10 - 16		

MX-AL-TL

CABEZA ANCHA

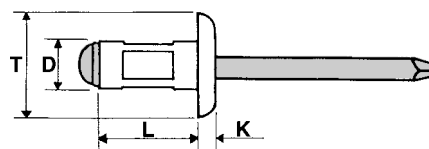
Materiales:

cabeza

aluminio Mg 3,5

vastago

acero zincado - acero inox

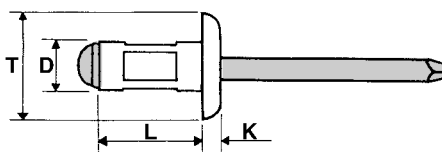


4,8	10	16	2,5	5,0		1 - 6	2350 N	1500 N
	12					2 - 8		
	14					4 - 10		
	16					6 - 12,5		
	18					8 - 14		
	20					10 - 16		
	22					12 - 18		
	24					12,5 - 20		
	27					15 - 23		

MX-AL-TXL

CABEZA EXTRA LARGA

Material: igual MX-AL-TL



3,2	10	6,5	1,4	3,3		1 - 4	1100 N	850 N
4,0	11	8	1,7	4,1		1,5 - 5	1980 N	1250 N
4,8	11	10	2	5,0		1,2 - 4,8	3100 N	2150 N
						4 - 6,3		

MX-AOZ-TT

CABEZA ALOMADA

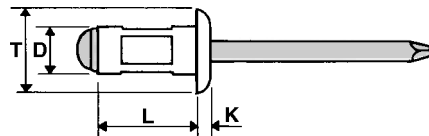
Materiales:

cabeza

acero zincado

vastago

acero zincado



REMACHE

MULTIFIX ESTRUCTURAL

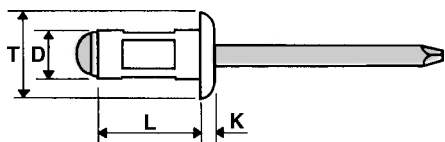
MX-IX-TT

CABEZA ALOMADA

Materiales:

cabeza
acero inox 302

vastago
acero inox 304



D	L	T	K	Ø dia.		CÓDIGO		
4,0	10	8	1,2	4,1	1,5 - 6 3,5 - 7,5 6 - 10	MXIX4010TT	3800 N	4200 N
	12					MXIX4012TT		
	15					MXIX4015TT		
4,8	10	9,8	1,7	5,0	1,5 - 6 3 - 7,5 6,5 - 10,5 9 - 12,5	MXIX4810TT	4500 N	5000 N
	12					MXIX4812TT		
	15					MXIX4815TT		
	17,5					MXIX4817TT		

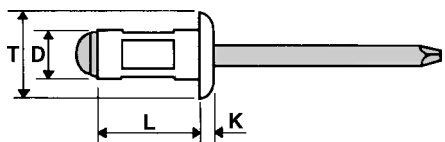
MX-ALX-TT

CABEZA ALOMADA

Materiales:

cabeza
aluminio Mg 2,5

vastago
acero inox 302 / 304



3,2	8	6	0,95	3,3	1 - 4,8 1,2 - 6,4 4 - 7,9	MXALX3208TT	980 N	680 N
	9,5					MXALX3209TT		
	11,1					MXALX3211TT		
4,0	9,5	8	1,2	4,1	1,2 - 6,4 4 - 9,5 6,4 - 12,7	MXALX4009TT	1600 N	1150 N
	12,7					MXALX4012TT		
	16,9					MXALX4016TT		
4,8	10,3	9,5	1,45	5,0	1,6 - 6,4 4,8 - 11 6,4 - 12,7 12,7 - 19,8	MXALX4810TT	2350 N	1500 N
	15,1					MXALX4815TT		
	16,9					MXALX4816TT		
	24,8					MXALX4824TT		

REMACHE ESTRUCTURAL

MFX-TT

CABEZA ALOMADA




Materiales:

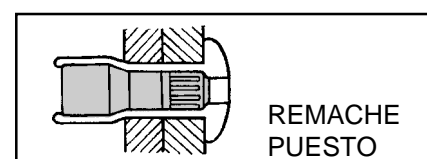
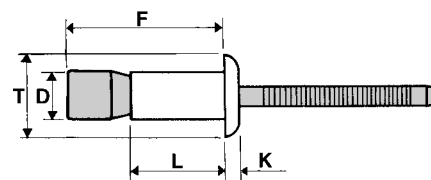
cabeza

acero al carbono zincado



vastago

acero al carbono zincado

D	L	T	K	∅ dia. Quota F		CÓDIGO		
4,8	10	10	2,4	5,0		MFX4810TT MFX4814TT	5100	6400
	14			F 18,3 F 25,5	1,6 - 6,9 1,6 - 11,1		N	N
6,4	14	13	3,1	6,6		MFX6414TT MFX6420TT	10000	11700
	20			F 25,0 F 35,0	2 - 9,5 2 - 15,9		N	N



REMACHE ESTRUCTURAL

D	L	T	K	∅ dia.		CÓDIGO		
6,4	11,5	10	2	6,6		3,8 - 5,8	5490	
	12,5					MBX6411TS		
	13,5					MBX6412TS		
	15,5					MBX6413TS		
	17,5					MBX6415TS		
	19,5					MBX6417TS		
						11,8 - 13,8	N	MBX6419TS

MBX-TS

CABEZA AVELLANADA

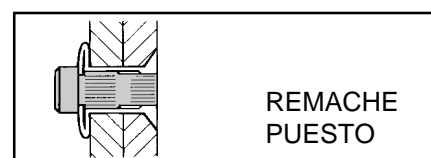
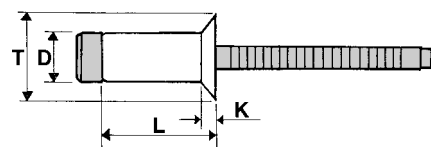
Materiales:

cabeza



acero zincado

vastago

acero zincado



REMACHE ESTRUCTURAL

D	L	T	K	∅ dia.		CÓDIGO			
6,4	11,5	10	2	6,6		3,8 - 5,8	5490		
	12,5					4,8 - 6,8			MBX6412TS
	13,5					5,8 - 7,8			MBX6413TS
	15,5					7,8 - 9,8			MBX6415TS
	17,5					9,8 - 11,8			MBX6417TS
	19,5					11,8 - 13,8			MBX6419TS
							min		
							5390		
							N		
							max		
							10300		
							N		

MBX-TS

CABEZA AVELLANADA

Materiales:

cabeza

acero zincado

vastago

acero zincado

